












Personal, social and emotional- RE

-  To reflect on what the Kingdom of God is like
-  To reflect on how people show their commitment to God's kingdom
-  To reflect on how we can respond to the invitation to God's Kingdom.

Literacy- Computing

-  Select, use and combine internet services to create digital 'content' (including programs and systems).
-  Demonstrate awareness of intended audience in work.
-  Independently select the most appropriate ICT tools for intended purpose and audience.
-  Routinely evaluate and improve work as part of the design process.
-  Use a range of digital devices to produce digital 'content'.

Expressive Arts and Design- Music

-  Listen with attention to detail and recall sounds with increasing aural memory
-  Appreciate and understand a wide range of high-quality live and recorded music drawn from different traditions and from great composers and musicians
-  Develop an understanding of the history of music.



Britten's Got Talent Year Six



Stimulus:

Britten- History of Britten







Christmas Production

St Luke's Year 5 and 6 production
Wednesday 19th December 2018.

Local/National/Global Links:





- Local Links-** Local Production for the community
- National Links-** Who are the pop stars of today? Show an image of Benjamin Britten alongside contemporary pop stars such as One Direction, Katy Perry etc. Do the images have anything in common? Why, why not?
- Global Links-** History of Britten, global impact

Expressive Arts and Design- Art



-  About great artists, architects and designers in history.
-  To create sketch books to record their observations and use them to review and revisit ideas
-  To improve their mastery of art and design techniques, including drawing and painting
-  Experiment with wet media to make different marks, lines, patterns, textures and shapes.
-  Start to develop their own style using tonal contrast and mixed media.
-  Begin to develop an awareness of composition, scale and proportion in their paintings

Please see links to National Curriculum Maths

Understanding the world – Science

-  Recognise that light appears to travel in straight lines
-  Use the idea that light travels in straight lines to explain that objects are seen because they give out or reflect light into the eye
-  Explain that we see things because light travels from light sources to our eyes or from light sources to objects and then to our eyes
-  Use the idea that light travels in straight lines to explain why shadows have the same shape as the objects that cast them

Physical Development- PE

-  Through KS2, pupils should perform dances using a range of movement patterns and learn how to make dance phrases and sequences of movement. The children will learn how to evaluate and recognise their own success, compare their performances with previous ones, and demonstrate improvement to achieve their personal best.
-  In Year Six dance, children think about how to use movement to explore and communicate ideas. They explore a range of dances, using step and gesture patterns, body shapes, contact work.

Please see links to National Curriculum English